

SOLUTIONS TO THE WORLD'S SUSTAINABILITY CHALLENGES

INVESTMENT STRATEGY

Our thematic global equity strategy invests in a diversified portfolio of global stocks whose products, services, and processes provide solutions to our greatest sustainability challenges, from climate change and resource constraints, to racial and gender inequality.

The strategy eliminates exposure to the traditional energy sector, as well as to fossil-fuel-burning utilities. It provides clients with a diversified, dynamic, and well-modulated ownership stake in a more sustainable global economy.

Our investment process begins with a mapping of global economic trends, opportunities, and risks. Based on the timing of the economic cycle, we make strategic shifts in our stock exposures, while managing benchmark risk. Stock selection is driven by rigorous sustainability research combined with multiple uncorrelated factors, including technical performance and fundamental valuation.

ENLIGHTENED ENGAGEMENT

We strive to reclaim investing as a social constructive activity whose success is measured in terms of economic vitality, social equity, and environmental responsibility.

As shareholders, our clients play a crucial role in shaping corporate behavior toward more sustainable outcomes. We engage a targeted set of environmental and social policy issues, from climate change to gender and racial equity, to digital access, privacy, and openness.

UNITED NATIONS SUSTAINABLE DEVELOPMENT GOALS

Arjuna Global Impact invests across the 17 Sustainable Development Goals adopted by the United Nations in 2015, designed to be a “blueprint to achieve a better and more sustainable future for all”. Our portfolio companies have exposure to many of these goals, including Industry Innovation and Infrastructure, Affordable and Clean Energy, Gender Equality, and Responsible Consumption and Production.

Strategy

Benchmark	MSCI World
Holdings	50-70
Target Active Risk	3-5%
Sector Deviation	+/- 5%
0% fossil fuel energy and utilities	

Characteristics

Wtd. Market Cap (\$billion)	\$669.6 bil
Return on Equity	24.5%
Earnings Growth	10.9%
Dividend Yield	1.55%
Price/Earnings	22.4
Net Profit Margin	15.5%
Debt/Equity	0.58

Performance*

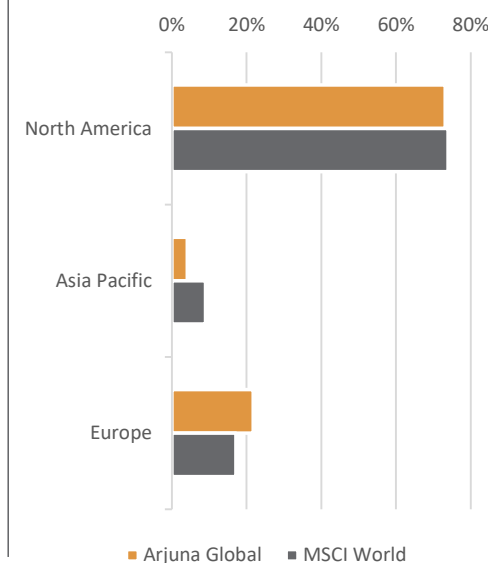
Arjuna Global, <i>Cumulative Gross</i>	180.3%
Arjuna Global, <i>Cumulative Net</i>	160.5%
MSCI World, <i>Cumulative</i>	138.2%
Arjuna Global, <i>Annualized Gross</i>	11.1%
Arjuna Global, <i>Annualized Net</i>	10.2%
MSCI World, <i>Annualized</i>	9.2%
Information Ratio	0.46
Active Risk	3.99%

*June 2014-March 2024; data as of 3/31/2024

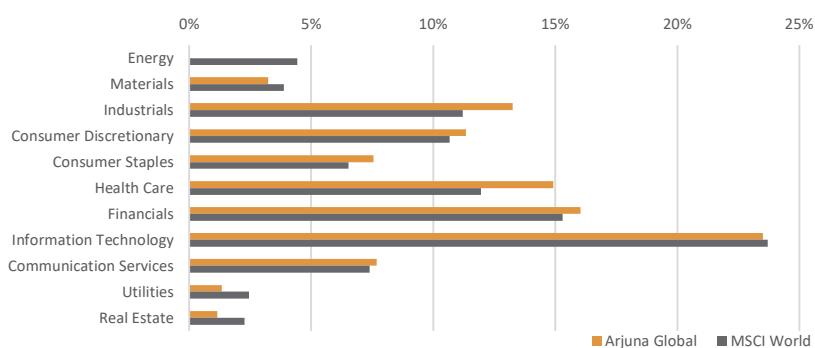
HOLDINGS BY UN SUSTAINABLE DEVELOPMENT GOAL



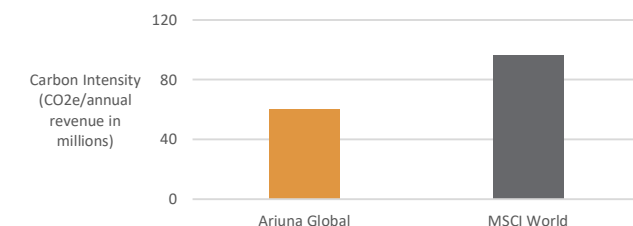
HOLDINGS BY REGION



SECTOR ALLOCATION (%)



CARBON FOOTPRINT



The Carbon to Revenue analysis normalizes absolute emissions quantities to allow for fair comparison of portfolios & benchmarks of different sizes. This analysis divides the apportioned emissions by the apportioned annual revenues, giving us an indication of 'efficiency' with respect to output. Carbon Dioxide Equivalents, or CO2E, is measured in units of millions of metric tons. CO2E includes Carbon Dioxide, Methane, Nitrous Oxide, Sulphur Hexafluoride, Per Fluoro Carbons, and Hydro Fluoro Carbons. Each gas is weighted by its Global Warming Potential.

HISTORICAL PERFORMANCE | ARJUNA IMPACT GLOBAL VS MSCI WORLD | JUNE 2014-MARCH 2024

	1 YEAR	3 YEAR (annualized)	5 YEAR (annualized)	FROM INCEPTION JUNE 2014 (annualized)	FROM INCEPTION JUNE 2014 (cumulative)	INFORMATION RATIO	ACTIVE RISK
Gross of Fees	21.6%	8.2%	13.9%	11.1%	180.3%	0.46	3.99%
Net of Fees	20.7%	7.4%	13.0%	10.2%	160.5%		
MSCI World Index	25.1%	8.6%	12.1%	9.2%	138.2%		

ARJUNA CAPITAL LEADERSHIP TEAM

Arjuna Capital’s investment professionals have substantial, focused experience in sustainable investing, with particular depth in integrating Environmental, Social and Governance (ESG) risk and opportunity analysis.

Chief Investment Officer & Portfolio Manager: Natasha Lamb, MBA

Specializing in the integration of sustainability and shareholder value creation, Natasha integrates ESG factors into fundamental investment decisions, while engaging corporate leadership through shareholder advocacy. Previously, Natasha was Vice President of Shareholder Advocacy and Corporate Engagement and an Equity Analyst at Trillium Asset Management. Natasha has served as Chairman of the board of the Intentional Endowments Network and on the boards of The Food Project and Change is Simple. She holds an M.B.A in Sustainable Business from Presidio Graduate School, where she taught sustainable investing for five years. Natasha received her B.A. cum laude from Mount Holyoke College.

Quantitative Analyst: Karl Fries, CFA

With a background in multi-asset investments, corporate finance, and sustainable business operations, Karl works to develop investment opportunities that create economic value and positive environmental and social impact. Previously, Karl was Chief of Staff and Senior Finance Manager at the Appalachian Mountain Club and a Quantitative Investment Associate at Putnam Investments. He holds an MBA from the Yale School of Management, graduated cum laude from Colgate University with a B.A. in Physics and Applied Mathematics, and is a Chartered Financial Analyst.

DISCLOSURES

Arjuna Global was previously named the Highwater Global Impact Fund and has been managed by Natasha Lamb since May 2014. On March 31st, 2019, the fund transitioned to a separately managed account strategy. Past performance is not indicative of future results. Returns are presented gross of investment advisory fees, net of trading commissions, net of foreign tax withholdings and include the reinvestment of all income. Net composite performance is calculated on a basis of Arjuna’s highest blended fee rate of 1% annually. Arjuna’s fee schedule provides discounted fees based on relationship size and is available upon request. Gross returns will be reduced by investment advisory fees and other expenses that may be incurred in the management of the account. Active Risk is defined as the annualized standard deviation of the strategy excess return relative to benchmark. The Information Ratio is the annualized excess return divided by the active risk, or the strategy’s risk-adjusted return.

The MSCI World is a broad global equity index that represents large and mid-cap equity performance across 23 developed markets countries chosen for market size, liquidity, and industry group representation. It covers approximately 85% of the free float-adjusted market capitalization in each country and does not offer exposure to emerging markets. Performance data as of 3/31/24. Sector allocations and characteristics data are as of 3/31/24. The sector allocation weights for the benchmark reflect the holdings of the iShares MSCI World ETF, which closely tracks the MSCI World Index. The carbon footprint data is scope 1 and 2 emissions as of 3/31/24. Data and analysis by MSCI.

The opinions expressed herein are those of Arjuna Capital, LLC (Arjuna Capital) and are subject to change without notice. It should not be assumed that any of the securities transactions, holdings or sectors discussed were or will be profitable, or that the investment recommendations or decisions Arjuna Capital makes in the future will be profitable or equal the performance of the securities discussed herein.

Arjuna Capital, LLC is an independent investment adviser registered under the Investment Advisers Act of 1940, as amended. Registration does not imply a certain level of skill or training. More information about Arjuna Capital including our investment strategies, fees and objectives can be found in our ADV Part 2, which is available upon request. AJC-24-06